

# South Indian River Water Control District

September 19, 2024  
Board of Supervisors' Meeting  
and Annual Landowners' Meeting



# Attention:

- Tonight's meetings are a Board Meeting, followed by the **2024 Annual Landowners' Meeting**.
- The items for discussion are numbered on the **Agenda**.
- Please use **your name** for the record when joining the meeting.
- **On Zoom, everyone will be muted, and video turned off during the meetings. If you would like to speak during the Annual Meeting and did not request to do so prior to the meeting, raise your hand and your video and audio will be turned on.**
- Landowners were requested to provide comments in writing and requests to speak prior to the meeting. You will be allowed **2 minutes** on each item of the agenda you wish to speak about.
- **Thank you for your patience!**

# 1. Call to Order – Board Meeting



## 2. Pledge of Allegiance



# 3. Consent Agenda

- A. Approval of the Minutes of the Previous Meeting.
- B. Approval of Warrant List.

## Board Discussion

## Motion from the Board

# 4. New Business

- A. Board Discussion of Request for Proposal No. 2024-001:  
South Indian River Water Control District Vegetation  
Management Services
- B. Board Approval of JW Cheatham's Pay Application
- C. Board Approval of New Dump Truck

# 5. Adjourn



- 1) Call to Order
- 2) Election of Officers
  - A. Chairman
  - B. Secretary
- 3) Approval of Minutes of 2023 Annual Meeting
- 4) Election of Supervisors
  - A. Nominations
  - B. Motion to Close Nominations
  - C. Voting for Candidates and Closing of Balloting

5) Compensation of Supervisors

6) Annual Reports

# Treasurer's Annual Report



Presented by  
Charles Haas  
District Treasurer

## Governmental Funds – Fiscal Year Ending September 20, 2023 Combined Statement of Revenues, Expenditures, and Changes in Fund Balance

Description	Amount
Total Revenues	\$ 6,284,102
Total Expenditures	\$ 5,960,176
Excess of revenues and other financing sources under expenditures	\$ 323,926
Fund balances, beginning of year	\$ 4,180,962
Fund balances, September 20, 2023	\$ 4,504,888

## Governmental Funds – Fiscal Year Ending September 20, 2023 Combined Statement of Revenues, Expenditures, and Changes in Fund Balance

<b>Revenues Detailed</b>	<b>Amount</b>
Assessments	\$ 5,771,836
Intergovernmental	\$ 288,850
Charges for Services	\$ 94,182
Investment Income	\$ 9,822
Miscellaneous	\$ 119,412
<b>Total Revenues</b>	<b>\$ 6,284,102</b>

## Governmental Funds – Fiscal Year Ending September 20, 2023 Combined Statement of Revenues, Expenditures, and Changes in Fund Balance

<b>Expenditures Detailed</b>	<b>Amount</b>
Current Water Control	\$ 1,981,783
Current Road Maintenance	\$ 1,209,887
Current Park Maintenance	\$ 13,117
Capital Outlay	\$ 572,877
Debt Service - Principal Retirement	\$ 1,698,341
Debt Service – Interest & Other	\$ 382,065
Other Debt Service	\$ 102,106
<b>Total Expenditures</b>	<b>\$ 5,960,176</b>

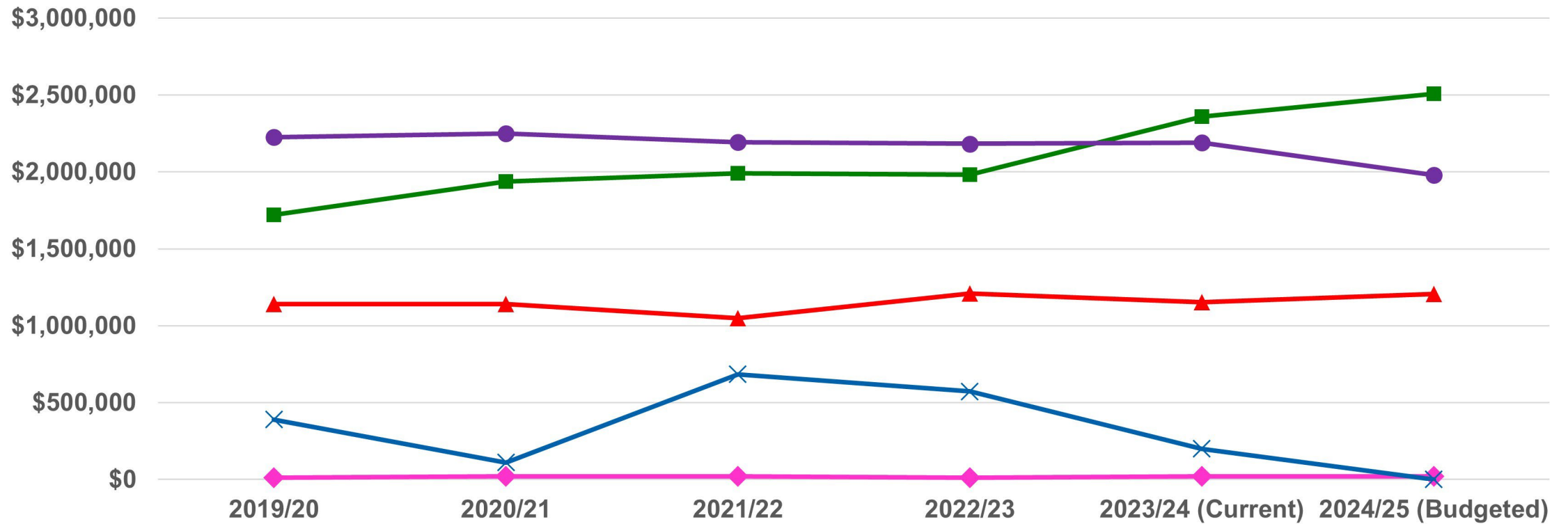
**Governmental Funds  
Fiscal Year Ending  
September 20, 2023  
Combined Statement of  
Revenues, Expenditures,  
and Changes in  
Fund Balance**

<b>Fund Balances Detailed</b>	<b>Amount</b>
Total Revenues	\$ 6,284,102
Total Expenditures	\$ 5,960,176
Net Change in Fund Balances	\$ 323,926
Fund Balances – Beginning of Year	\$ 4,180,962
<b>Fund Balances – September 30, 2023</b>	<b>\$ 4,504,888</b>
Restricted for Debt Service	\$ 1,151,349
Restricted for Future Construction	\$ 90,782
Committed for Renewal & Replacement	\$ 972,598
Assigned for Subsequent Year Operation	\$1,897,568
Assigned for Subsequent Capital Expenditures	\$ 392,591
<b>Total Fund Balances</b>	<b>\$ 4,504,888</b>

## Governmental Funds Expenditures Over Six Years

Expenditures	2019/20	2020/21	2021/22	2022/23	2023/24 (Current)	2024/25 (Budgeted)
Canal Maintenance	\$ 1,720,233	\$ 1,936,106	\$ 1,989,568	\$1,981,783	\$ 2,358,630	\$ 2,506,790
Road Maintenance	\$ 1,140,026	\$ 1,139,844	\$ 1,049,550	\$ 1,209,887	\$1,154,180	\$ 1,206,390
Park Maintenance	\$ 12,634	\$ 20,600	\$ 20,379	\$ 13,117	\$ 19,950	\$ 19,950
Capital Outlay (non-debt Financed)	\$ 389,666	\$ 110,000	\$ 683,916	\$ 572,877	\$ 200,000	---
Debt Service	\$ 2,226,354	\$ 2,248,138	\$ 2,192,001	\$ 2,182,512	\$ 2,189,769	\$ 1,979,180

## Governmental Funds Expenditures Over Six Years – Trend





Presented by  
Karen D. Brandon, PE  
District Engineer

## District Engineer's Statement

- To the best of my knowledge and belief, the District is in compliance with all regulatory requirements that affect works of the District and their operation.
- The works of the District continue to be operated and maintained in a manner that achieves the desired level of service.
- The annual report of the Executive Director has been included as an Appendix to the 2024 written report.

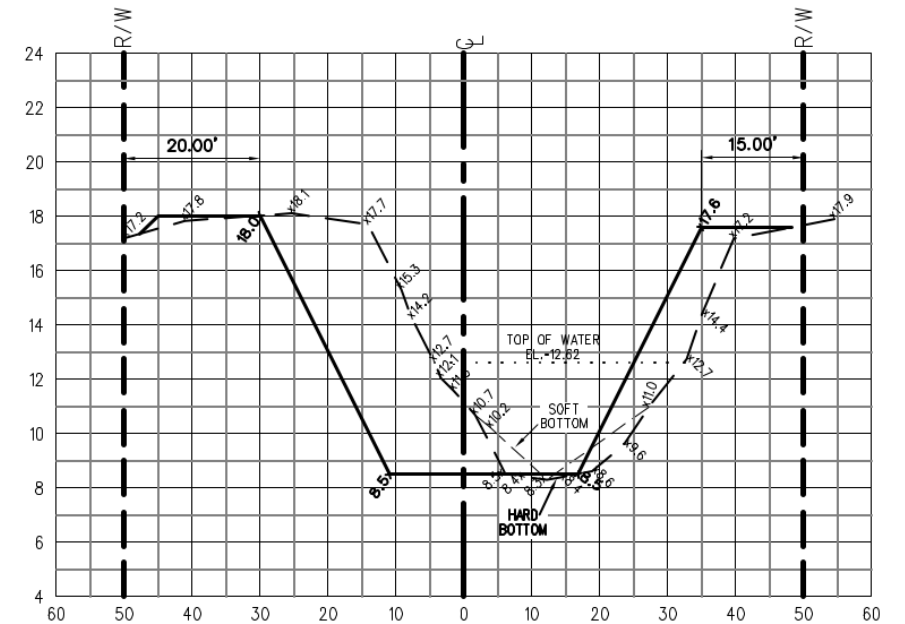
## Annual Report 2024

- Capital Improvements
- Resource Regulations
- Intergovernmental Coordination
- Operations and Maintenance

## Capital Improvements – Canal C Realignment/Storage

- Reduce unwanted vegetation in areas that are currently not accessible
- Provide additional stormwater conveyance and storage
- Loxahatchee River Preservation Initiative Grant Awarded in the amount of \$312,500
- Bids were received for construction of the project
- The Contract has been awarded to and executed with Rio-Bak
- The Contractor has requested to start later in October – November when conditions are drier

## Capital Improvements – Canal C Realignment/Storage



## Capital Improvements – Landowner-Initiated Roadway Projects

- 20th Plan of Improvements -153rd Court North between 69th Drive and 69th Trail North - currently on hold
- Potential Plan of Improvements – Verified petitions for paving seven roads in Palm Beach Country Estates
- Referendum will be on the October Board agenda



## Resource Regulations

- National Pollutant Discharge Elimination System – Annual Report submitted in March 2024

## Intergovernmental Coordination

- Loxahatchee River Management Coordinating Council
- Loxahatchee River Pollutant Reduction Plan
- Loxahatchee River Preservation Initiative – **Grant application for survey of easements/culverts in Jupiter Farms and Geographic Information System mapping**
- Loxahatchee River Watershed Restoration Project

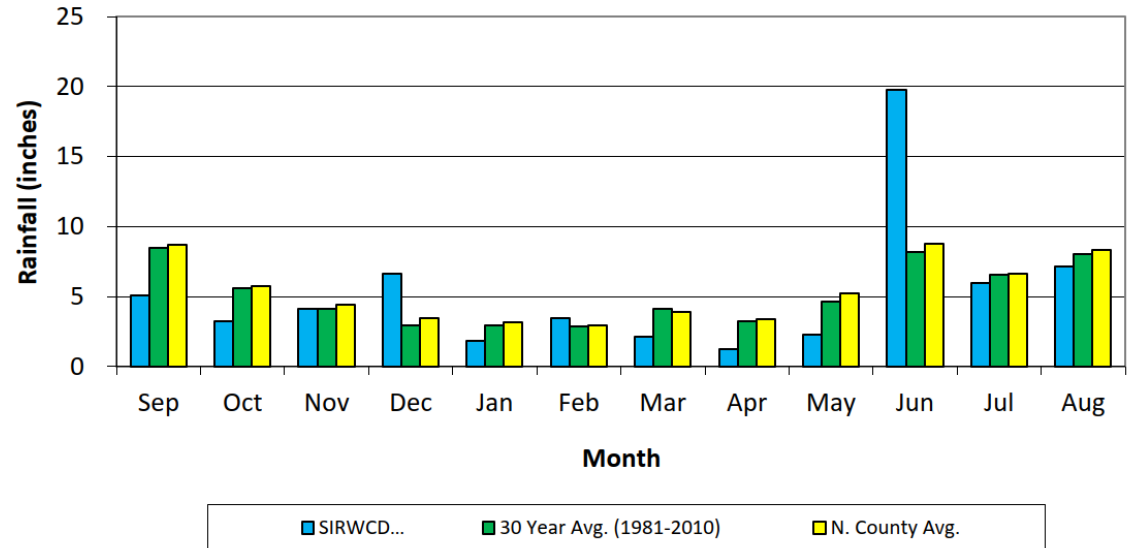
## Operations and Maintenance

- Storm Debris Removal Contract Executed
- Canal Clearing and Maintenance
- Secondary Ditch Reclamation
- Roadway Maintenance – **Asphalt Overlay Project Completed**
- Aquatic Weed Control Program
- Water Quality Monitoring
- Rainfall

## Rainfall

Average Annual Rainfall for the District is 63.01 inches

SIRWCD 2023-2024 RAINFALL ANALYSIS



Historical Rainfall Data (Inches)	Sep	Oct	Nov	Dec	Jan	Feb	Mar	Apr	May	Jun	Jul	Aug	Total
District 2023-2024	5.07	3.26	4.15	6.60	1.86	3.49	2.15	1.26	2.30	19.79	5.96	7.12	<b>63.01</b>
30-Year Average (1981-2010)	8.49	5.56	4.15	2.92	2.96	2.88	4.12	3.23	4.66	8.20	6.54	8.06	<b>61.77</b>
North Country Average	8.65	5.74	4.39	3.45	3.15	2.93	3.92	3.36	5.26	8.77	6.65	8.31	<b>64.59</b>



Presented by  
William Chad Kennedy  
Executive Director

## Management Changes at the District

- Retirements of Michael Dillon and Holly Rigsby
- New Executive Director and Office Administrator

## Vegetation Management

- Request for Proposal No. 2024-001:  
South Indian River Water Control District  
Vegetation Management Services



## Easement, Mapping and Reclamation

- The District has instituted a three-year plan to survey the District and create Geographic Information System online maps and data for Supervisor, Staff and Landowner use

## Fleet Management

- Updating the District's fleet of maintenance equipment
- Dump truck shown is 28 years old





**Questions?**

8) General Discussion

9) Adjourn

